

# Fund Fact Sheet

**INVESTMENT OBJECTIVE:** The objective of the Fund is to earn a high rate of return while preserving principal, providing liquidity, and seeking a stable NAV of \$1.00.

**FUND HIGHLIGHTS:**

- Daily liquidity
- \$10,000 minimum investment
- Unlimited investments and redemptions
- Only investment option sponsored by FSBA and FADSS
- Oversight by school officials
- Designed for the investment of all public funds:

- General and operating funds
- Capital reserves
- Proceeds from debt issuance
- Debt service reserve funds

**FUND FACTS:** **As of March 31, 2019**

Current 7-Day Net Yield <sup>1</sup>	2.56%
Weighted Average Maturity <sup>2</sup>	47 Days
Expense Ratio	0.13%
Fund Rating <sup>3</sup>	AAAm by Standard and Poor's

**SERVICE PROVIDERS:**

**Investment Adviser, Administrator and Transfer Agent:**  
PFM Asset Management LLC

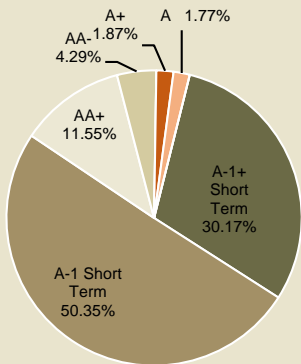
**Distributor:** PFM Fund Distributors, Inc

**Depository and Custodian:** Wells Fargo Bank N.A.

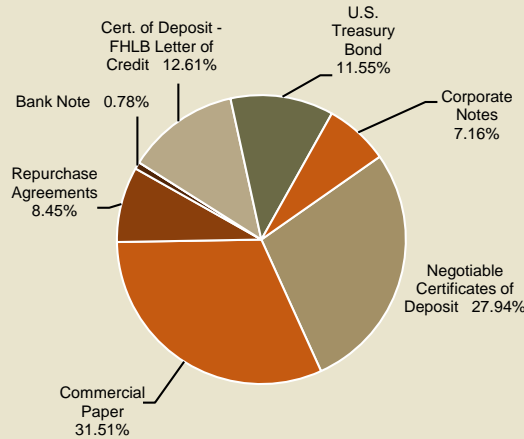
**Independent Registered Public Accounting Firm:**  
Carr, Riggs & Ingram, LLC

## Fund Diversification as of March 31, 2019

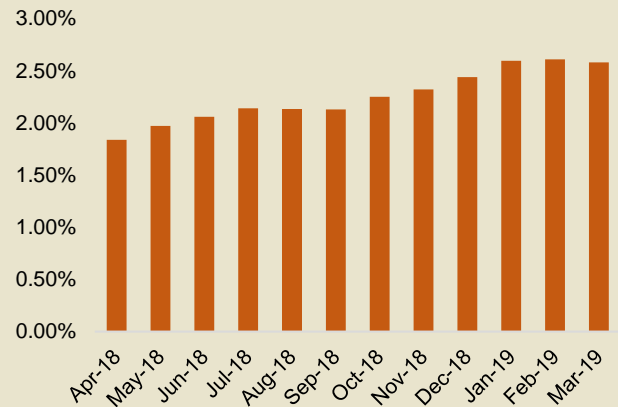
**Credit Quality Distribution**  
(Standard & Poor's Fund Ratings)



**Sector Composition**



## Performance (30-Day Net Yield<sup>4</sup> %)



<sup>1</sup> Current 7-day net yield, also known as the current annualized yield, represents the net change, exclusive of capital changes and income other than investment income, in the value of a hypothetical account with a balance of one share (normally \$1.00 per share) over a seven-day base period expressed as a percentage of the value of one share at the beginning of the seven-day period. This resulting net change in account value is then annualized by multiplying it by 365 and dividing the result by 7.

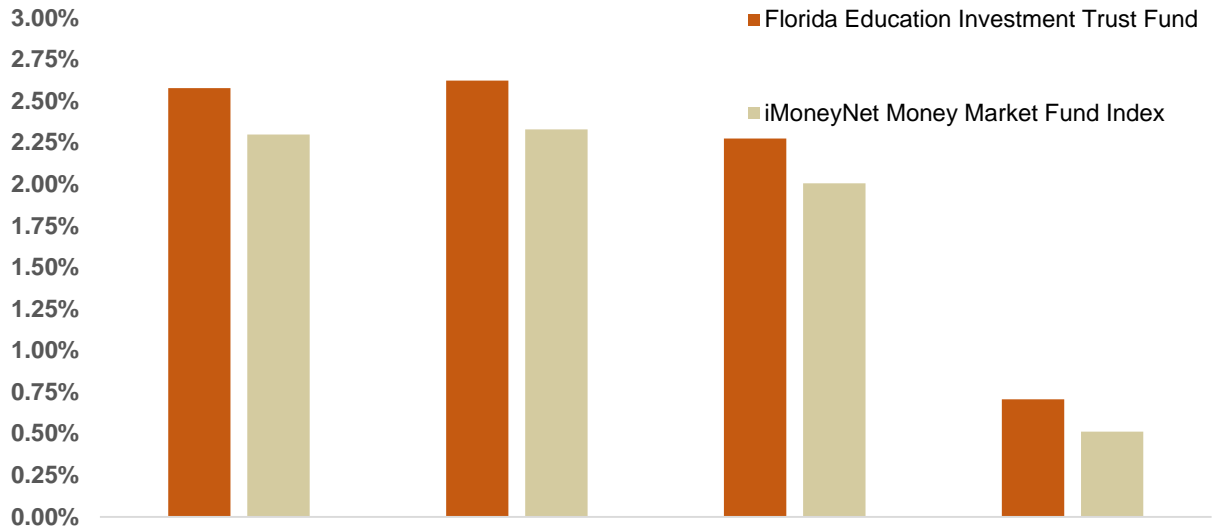
<sup>2</sup> Weighted Average Maturity: Calculated by the final maturity for a security held in the portfolio and the interest rate reset date. This is a way to measure a fund's sensitivity to potential interest rate changes.

<sup>3</sup> Standard & Poor's fund ratings are based on analysis of credit quality, market price exposure, and management. According to Standard & Poor's rating criteria, the AAAm rating signifies excellent safety of investment principal and a superior capacity to maintain a \$1.00 per share net asset value. However, it should be understood that the rating is not a "market" rating nor a recommendation to buy, hold or sell the securities. For a full description on rating methodology, visit Standard & Poor's website ([http://www.standardandpoors.com/ratings/en\\_US/web/guest/home](http://www.standardandpoors.com/ratings/en_US/web/guest/home)).

<sup>4</sup> As of the last day of the month. The 30-day yield represents the net change, exclusive of capital changes and income other than investment income, in the value of a hypothetical account with a balance of one share (normally \$1.00 per share) over a thirty-day base period expressed as a percentage of the value of one share at the beginning of the thirty-day period. This resulting net change in account value is then annualized by multiplying it by 365 and dividing the result by 30.

Past performance is no guarantee of future results. Yields will fluctuate as market conditions change. The current fund performance may be higher or lower than that cited. The yields shown may reflect fee waivers by service providers that subsidize and reduce the total operating expenses of the Pool. Pool yields would be lower if there were no such waivers. Important disclosure information is provided on the following page.

## TRAILING RETURNS<sup>1</sup> As of March 31, 2019



	Month	3-Month	1-Year	Since Inception
Florida Education Investment Trust Fund	2.58%	2.62%	2.28%	0.71%
iMoneyNet Money Market Fund Index	2.30%	2.33%	2.01%	0.51%

**This material must be preceded or accompanied by an information statement. For a current information statement, which contains more complete information, please visit [www.feitf.com](http://www.feitf.com) or call 1-877-495-8246.**

<sup>1</sup> Trailing returns calculated using the 30-day net yield as of the last day of the month. The current 7-day net yield more closely reflects the current earnings of the Fund than the trailing returns. Returns for less than a full calendar year are annualized.

<sup>2</sup> The Florida Education Investment Trust Fund commenced operations on October 22, 2010 (the "Commencement Date"). The return information for 2010 starting as of the Commencement Date, and for subsequent periods, reflects the actual performance of the Florida Investment Education Trust Fund.

<sup>3</sup> Source: iMoneyNet First Tier Institutional Money Market Fund Index Average. This index is comprised of funds rated in the top grade that invest in high-quality financial instruments with dollar-weighted average maturities of less than 60 days. It is not possible to invest directly in such an index.

This information is for institutional investor use only, not for further distribution to retail investors, and does not represent an offer to sell or a solicitation of an offer to buy or sell any fund or other security. Investors should consider the Florida Education Investment Trust Fund's ("FEITF's") investment objectives, risks, charges and expenses before investing. This and other information about the Fund is available in the Fund's Information Statement, which should be read carefully before investing. Copies of the Fund's Information Statement may be obtained by calling 1-877-495-8246 or are available on the Fund's website at [www.feitf.com](http://www.feitf.com). While the FEITF Portfolio seeks to maintain a stable net asset value of \$1.00 per share and the FEITF Term Portfolio seeks to achieve a net asset value of \$1.00 per share at its stated maturity, it is possible to lose money investing in the Fund. An investment in the Fund is not insured or guaranteed by the Federal Deposit Insurance Corporation or any other government agency. Shares of the Fund are distributed by **PFM Fund Distributors, Inc.**, Member Financial Industry Regulatory Authority (FINRA) ([www.finra.org](http://www.finra.org)) and Securities Investor Protection Corporation (SIPC) ([www.sipc.org](http://www.sipc.org)). PFM Fund Distributors, Inc. is a wholly owned subsidiary of PFM Asset Management LLC.